

# ***TLS - MEM Modular Elevator Solutions Education***



***T. L. Shield & Associates, Inc.***



**- MODULAR ELEVATORS – Pre-Engineered – DSA Approved – Non-Proprietary – Lifecycle Savings –**

# ***TLS - MEM Modular Elevator Solutions Education***

## **TLS Modular Elevators – California DSA PC Approved**

Modular Elevators furnished by T. L. Shield & Associates, Inc. (TLS) and manufactured by our sister company, Modular Elevator Manufacturing (MEM) are Pre-Designed and have a Pre-Approved Plan Check (PC) by the California Division of State Architecture (DSA) for both interior and exterior elevators.

This means no deferred DSA submittals are required, as the complete Elevator and Hoistway including the pit design is already DSA Approved.

- ✓ Hoistway and Rails - DSA Approved
- ✓ Pit and Concrete Details - DSA Approved
- ✓ Modular Machine Room - DSA Approved
- ✓ Thresholds – DSA Approved
- ✓ Pit Ladder – DSA Approved
- ✓ 3 foot Bridge Between Hoistway and Building – DSA Approved
- ✓ 3 foot Landing Awning / Canopy – DSA Approved
- ✓ Elevator Layout and Access Compliance – DSA Approved

DSA Submission is as simple as taking a set of MEM Pre-Approved DSA PC drawings and attaching them to any set of Architectural drawings.

The drawing is a technical specification for a modular elevator. It includes a table of contents, a list of applicable codes, and a section for design criteria. The drawing also features the logo for Modular Elevator Manufacturing, Inc. and a section for notes to plan reviewer and design professional.

## **Design and Construction Made Simple**

TLS Modular Elevators greatly simplifies the complete elevator design and construction process. (Note: TLS Modular Elevators are built in California assuring all California Code requirements are met.)

***T. L. Shield & Associates, Inc.***



**- MODULAR ELEVATORS – Pre-Engineered – DSA Approved – Non-Proprietary – Lifecycle Savings –**

# ***TLS - MEM Modular Elevator Solutions Education***

- ✓ No Hoistway to Design or Construct
- ✓ No Hoist Beam to Design or Construct
- ✓ Pit Ladder included with a Modular Elevator
- ✓ Pit Light included with a Modular Elevator
- ✓ Pit GFCI included with a Modular Elevator
- ✓ Pit Switch included with a Modular Elevator
- ✓ Hall Stations Mounted on Elevator Door Frame
- ✓ Services only need to be brought to Machine Room where the Modular Elevator takes it from there into the elevator pit.



## **TLS Modular Elevators – Non-Proprietary Components Equals Life-Cycle Savings**

TLS Modular Elevators only utilize non-proprietary components from the major elevator component manufacturers. This offers greater flexibility to maintain the Modular Elevator system over its life without expensive long term service contacts.

- ✓ Non-Proprietary Components
- ✓ Major Components from California Manufacturers
- ✓ No Long-Term Service Contract Required

## **Fast Track Delivery and Installation**

TLS Modular Elevators eliminate the delays associated with conventional elevator construction that has to wait for the building to be complete before the elevator can begin to be installed. As soon as the Modular Elevator receives

***T. L. Shield & Associates, Inc.***



**- MODULAR ELEVATORS – Pre-Engineered – DSA Approved – Non-Proprietary – Lifecycle Savings –**



## ***TLS - MEM Modular Elevator Solutions Education***

approval it can go into manufacturing. The Modular Elevator is 95% substantially installed in one day early in the project schedule and the elevator comes off the critical path. Just add the exterior finish material and a roof to the Modular Elevator and bring the required services to the Machine Room and the Modular Elevator is complete.



***T. L. Shield & Associates, Inc.***



**- MODULAR ELEVATORS – Pre-Engineered – DSA Approved – Non-Proprietary – Lifecycle Savings –**

# ***TLS - MEM Modular Elevator Solutions Education***

## **The Five Steps of Our Modular Elevator Process**



The Hoistway is fabricated with precision, utilizing lasers and jigs, off-site in a controlled environment



A completely fabricated pre-wired and pre-piped Commercial Elevator is inserted into the Hoistway



The completely assembled Modular Elevator is shipped to the job-site via a flatbed truck



The Modular Elevator is lifted off the flatbed truck with a crane, placed into the pit and attached to the anchor bolts



In less than 1-day the Modular Elevator installation is 95% complete and is just waiting for permanent power

**Elevators don't have to be the Achilles heel of a construction project.  
Our Start to Completion Lead-Time is over 60% less than our Competitors.**

**– A Modular Elevator is the Logical Solution –**

***T. L. Shield & Associates, Inc.***



**- MODULAR ELEVATORS – Pre-Engineered – DSA Approved – Non-Proprietary – Lifecycle Savings –**



# ***TLS - MEM Modular Elevator Solutions Education***

**Ideal for Interior and Exterior Classrooms Buildings**





***T. L. Shield & Associates, Inc.***



**- MODULAR ELEVATORS – Pre-Engineered – DSA Approved – Non-Proprietary – Lifecycle Savings –**

# ***TLS - MEM Modular Elevator Solutions Education***

**Ideal for Stadiums and Press Boxes**



***T. L. Shield & Associates, Inc.***



**- MODULAR ELEVATORS – Pre-Engineered – DSA Approved – Non-Proprietary – Lifecycle Savings –**



# ***TLS - MEM Modular Elevator Solutions Education***

**Ideal for Student Housing**



***T. L. Shield & Associates, Inc.***



**- MODULAR ELEVATORS – Pre-Engineered – DSA Approved – Non-Proprietary – Lifecycle Savings –**



# ***TLS - MEM Modular Elevator Solutions Education***

**Even Ideal for Adding Clock Towers and Logos  
to the Modular Elevator Hoistway**



***T. L. Shield & Associates, Inc.***



**- MODULAR ELEVATORS – Pre-Engineered – DSA Approved – Non-Proprietary – Lifecycle Savings –**

# ***TLS - MEM Modular Elevator Solutions Education***

## **K-12 Districts with TLS Modular Elevator Installations**

Alhambra Unified School District	Emery Unified School District
Antioch Unified School District	Eureka Union School District
Arcadia Unified School District	Evergreen School District
Bassett Unified School District	Fontana Unified School District
Beaumont Unified School District	Fremont Unified School District
Bellflower Unified School District	Gilroy Unified School District
Beverly Hills Unified School District	Glendale Unified School District
Burbank Unified School District	Hawthorne School District
Cajon Valley Union School District	Hueneme Elementary School District
Calexico Unified School District	Inglewood Unified School District,
Camino Nuevo Charter Academy	Jesuit High School of Sacramento
Capistrano Unified School District	John Swett Unified School District
Carlsbad Unified School District	Jurupa Unified School District
Center Unified School District	Kern High School District
Chaffey Joint Union High School District	Kingsburg Joint Union High School District
Chino Valley Unified School District	Lake Elsinore Unified School District
Chula Vista Elementary School District	Las Virgenes Unified School District
Colton Joint Unified School District	Long Beach Unified School District
Corona-Norco Unified School District	Los Alamitos Unified School District
Covina-Valley Unified School District	Los Angeles Center for Enriched Studies
Duarte Unified School District	Los Angeles Unified School District
El Segundo Unified School District	Luther Burbank School District

## **K-12 Districts with TLS Modular Elevator Installations**

Manteca Unified School District	San Carlos School District
Monrovia Unified School District	San Diego Unified School District
Montebello Unified School District	San Lorenzo Valley Unified School District
Moreno Valley Unified School District	San Mateo Union High School District
Murrieta Valley Unified School District	Santa Ana Unified School District
Natomas Unified School District	Saugus Unified School District
Newhall School District	Selma Unified School District
North Monterey County Unified School District	Sequoia Union High School District
Oakland Unified School District	Simi Valley Unified School District

***T. L. Shield & Associates, Inc.***



**- MODULAR ELEVATORS – Pre-Engineered – DSA Approved – Non-Proprietary – Lifecycle Savings –**

# ***TLS - MEM Modular Elevator Solutions Education***

Orange Unified School District  
Palm Springs Unified School District  
Palos Verdes Unified School District  
Paramount Unified School District  
Perris Elementary School District  
Perris Union High School District  
Redondo Beach Unified School District  
Rialto Unified School District  
Riverside Unified School District  
Rocketship Public Schools  
Rowland Unified School District  
Sacramento City Unified School District  
San Bernardino City Unified School District

Soulsbyville Elementary  
Tamalpais Union High  
Tracy Unified School District  
Tri-Lake Charter School Properties  
Tustin Unified School District  
Upland Unified School District  
Val Verde Unified School District  
Victor Valley Union High School District  
Walnut Valley Unified School District  
Washington Union School District  
William S. Hart Union High School District

## **Higher Education with TLS Modular Elevator Installations**

Cal State University Long Beach  
Cerritos Community College  
Contra Costa Community College District  
Gavilan Joint Community College District  
Kern Community College District  
Long Beach City College  
Los Rios Community College District

Loyola Marymount University  
Saddleback College  
San Jose State University  
Santa Ana College  
Southwestern College  
UC San Francisco  
University of Laverne

## **A Samples of Other Elevator Solutions**

**Schools and Universities**



**Transportation & Parking**



**Medical Facilities**



**Housing**

**Hospitality**

**Public Facilities**



***T. L. Shield & Associates, Inc.***



**- MODULAR ELEVATORS – Pre-Engineered – DSA Approved – Non-Proprietary – Lifecycle Savings –**



# ***TLS - MEM Modular Elevator Solutions Education***



**Construction Hoist Usage**



**Building Retrofits**



**Specialty Applications**



**Our Modular Elevators enable virtually any kind of facility to achieve and/or improve accessibility and meet ADA plus Gurney compliance for both interior and exterior applications while saving time and money.**

**FOR ADDITIONAL INFORMATION ON  
TLS MODULAR ELEVATORS**

**CONTACT  
T. L. SHIELD & ASSOCIATES, INC.  
818-509-8228**

**[www.tlshield.com](http://www.tlshield.com) \*\* [www.modularelevator.net](http://www.modularelevator.net)**

***T. L. Shield & Associates, Inc.***



**- MODULAR ELEVATORS – Pre-Engineered – DSA Approved – Non-Proprietary – Lifecycle Savings –**